

The Corcoran Report

2022 YEAR END REVIEW | BROOKLYN | CONDOS & CO-OPS

Closed Sales

8,149

Product Type	2022	2021	Y-O-Y
Resale Co-op	2,815	2,871	★ -2%
Resale Condo	2,715	3,202	-15%
New Development	2,619	2,788	★ -6%
Total	8,149	8,861	★ -8%

Sales Volume

\$8.43B

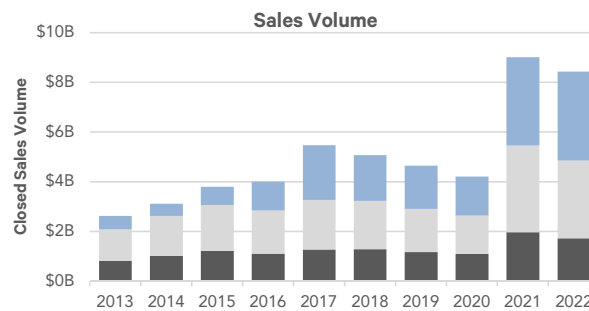
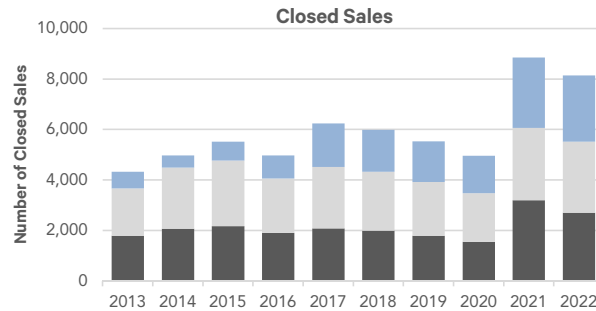
Product Type	2022	2021	Y-O-Y
Resale Co-op	\$1.73B	\$1.97B	★ -12%
Resale Condo	\$3.13B	\$3.50B	★ -10%
New Development	\$3.57B	\$3.55B	★ 1%
Total	\$8.43B	\$9.02B	★ -6%

Contracts Signed

4,682

Product Type	2022	2021	Y-O-Y
All Co-op	1,622	2,083	★ -22%
All Condo	3,060	4,075	★ -25%
Total	4,682	6,158	★ -24%

All types set records in 2021



Fourth Quarter Listed Inventory

1,623

Product Type	2022	2021	Y-O-Y
Resale Co-op	592	662	-11%
Resale Condo	524	497	5%
New Development	507	626	-19%
Total	1,623	1,785	-9%

Note in chart below, light grey bar is all condo for 2013

Median Price

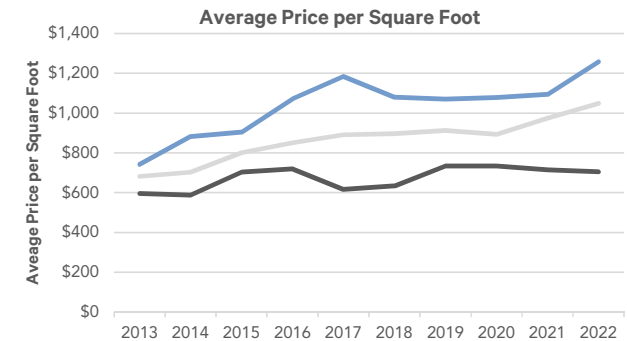
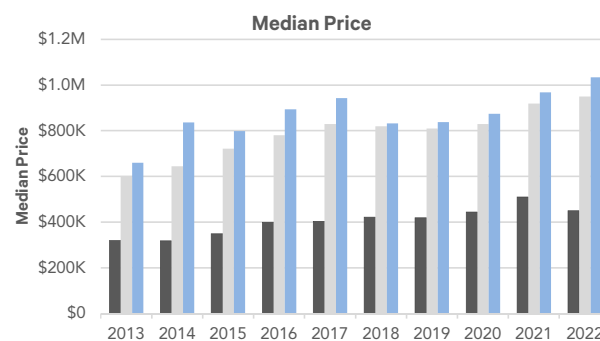
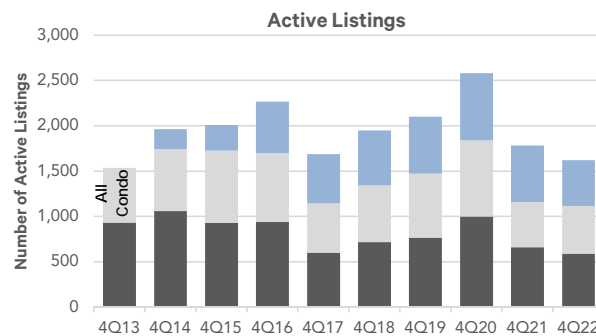
\$799K

Product Type	2022	2021	Y-O-Y
Resale Co-op	\$450K	\$510K	★ -12%
Resale Condo	\$950K	\$920K	★ 3%
New Development	\$1.03M	\$969K	★ 7%
Total	\$799K	\$810K	★ -1%

Average Price per Square Foot

\$1,075

Product Type	2022	2021	Y-O-Y
Resale Co-op	\$705	\$715	-1%
Resale Condo	\$1,050	\$976	★ 8%
New Development	\$1,259	\$1,095	★ 15%
Total	\$1,075	\$937	★ 15%



★ Record High

All material herein is intended for information purposes only and has been compiled from sources deemed reliable. Though information is believed to be correct, it is presented subject to errors, omissions, changes or withdrawal without notice. This is not intended to solicit property already listed. Equal Housing Opportunity. The Corcoran Group is a licensed real estate broker. Owned and operated by Anywhere Real Estate LLC.

