

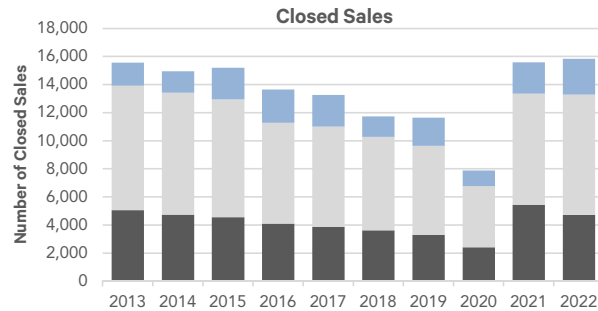
The Corcoran Report

2022 YEAR END REVIEW | MANHATTAN | CONDOS & CO-OPS

Closed Sales

15,852

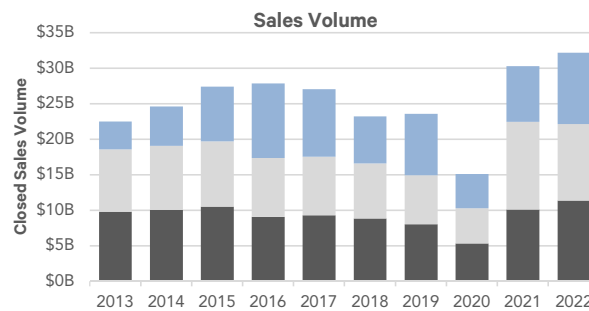
Product Type	2022	2021	Y-O-Y
Resale Co-op	8,557	7,907	8%
Resale Condo	4,733	5,448	-13%
New Development	2,562 ★	2,252	14%
Total	15,852 ★	15,607	2%



Sales Volume

\$32.20B

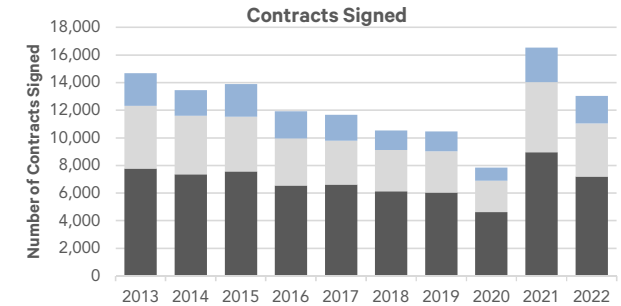
Product Type	2022	2021	Y-O-Y
Resale Co-op	\$11.38B ★	\$10.12B	13%
Resale Condo	\$10.78B	\$12.36B ★	-13%
New Development	\$10.03B	\$7.85B	28%
Total	\$32.20B ★	\$30.32B	6%



Contracts Signed

13,058

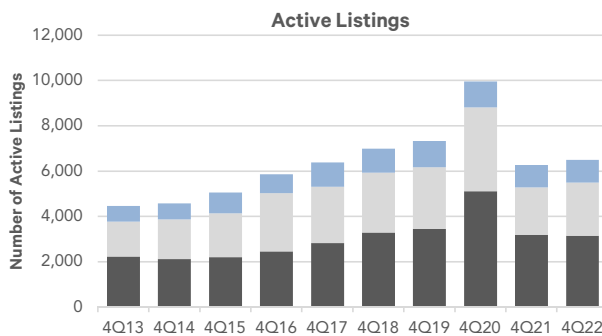
Product Type	2022	2021	Y-O-Y
Resale Co-op	7,218	8,965	-19%
Resale Condo	3,842	5,072	-24%
New Development	1,998	2,510	-20%
Total	13,058	16,547 ★	-21%



Fourth Quarter Listed Inventory

6,505

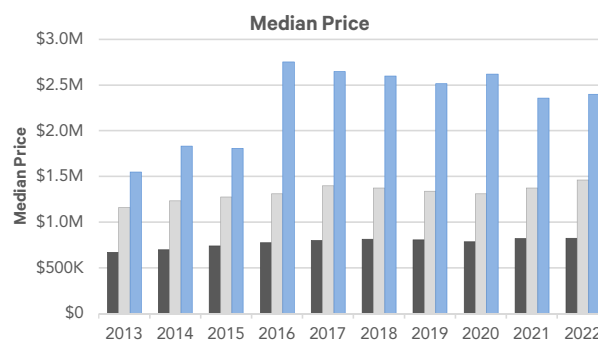
Product Type	4Q 2022	4Q 2021	Y-O-Y
Resale Co-op	3,148	3,195	-1%
Resale Condo	2,347	2,087	12%
New Development	1,010	988	2%
Total	6,505	6,270	4%



Median Price

\$1.19M

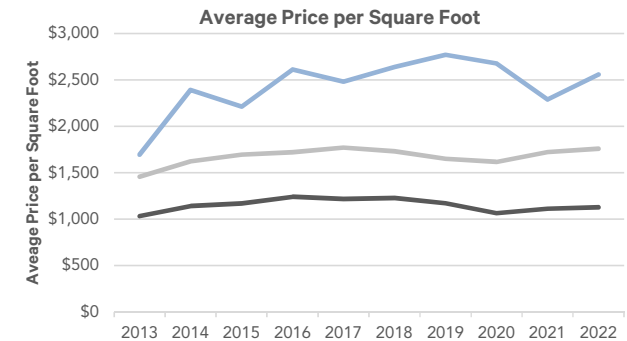
Product Type	2022	2021	Y-O-Y
Resale Co-op	\$825K ★	\$820K	1%
Resale Condo	\$1.46M ★	\$1.38M	6%
New Development	\$2.40M	\$2.36M	2%
Total	\$1.19M ★	\$1.18M	1%



Average Price per Square Foot

\$1,846

Product Type	2022	2021	Y-O-Y
Resale Co-op	\$1,128	\$1,113	1%
Resale Condo	\$1,760	\$1,725	2%
New Development	\$2,558	\$2,290	12%
Total	\$1,846 ★	\$1,695	9%



★ 10-Year Record High

All material herein is intended for information purposes only and has been compiled from sources deemed reliable. Though information is believed to be correct, it is presented subject to errors, omissions, changes or withdrawal without notice. This is not intended to solicit property already listed. Equal Housing Opportunity. The Corcoran Group is a licensed real estate broker. Owned and operated by Anywhere Real Estate LLC.